




Instructions for Securing Disinfection Scope Systems to Wall



Using a #2 Phillips screwdriver, press tip of E-Z® Ancor into the drywall.



Turn clockwise until seated flush.



Place fixture (max. $\frac{3}{4}$ " thick) over E-Z Ancor®, insert screw and

api

anthony products, inc.

7740 Records St. • Indpls. IN 46226 • 800-428-1610 • www.anthonyproducts.com